

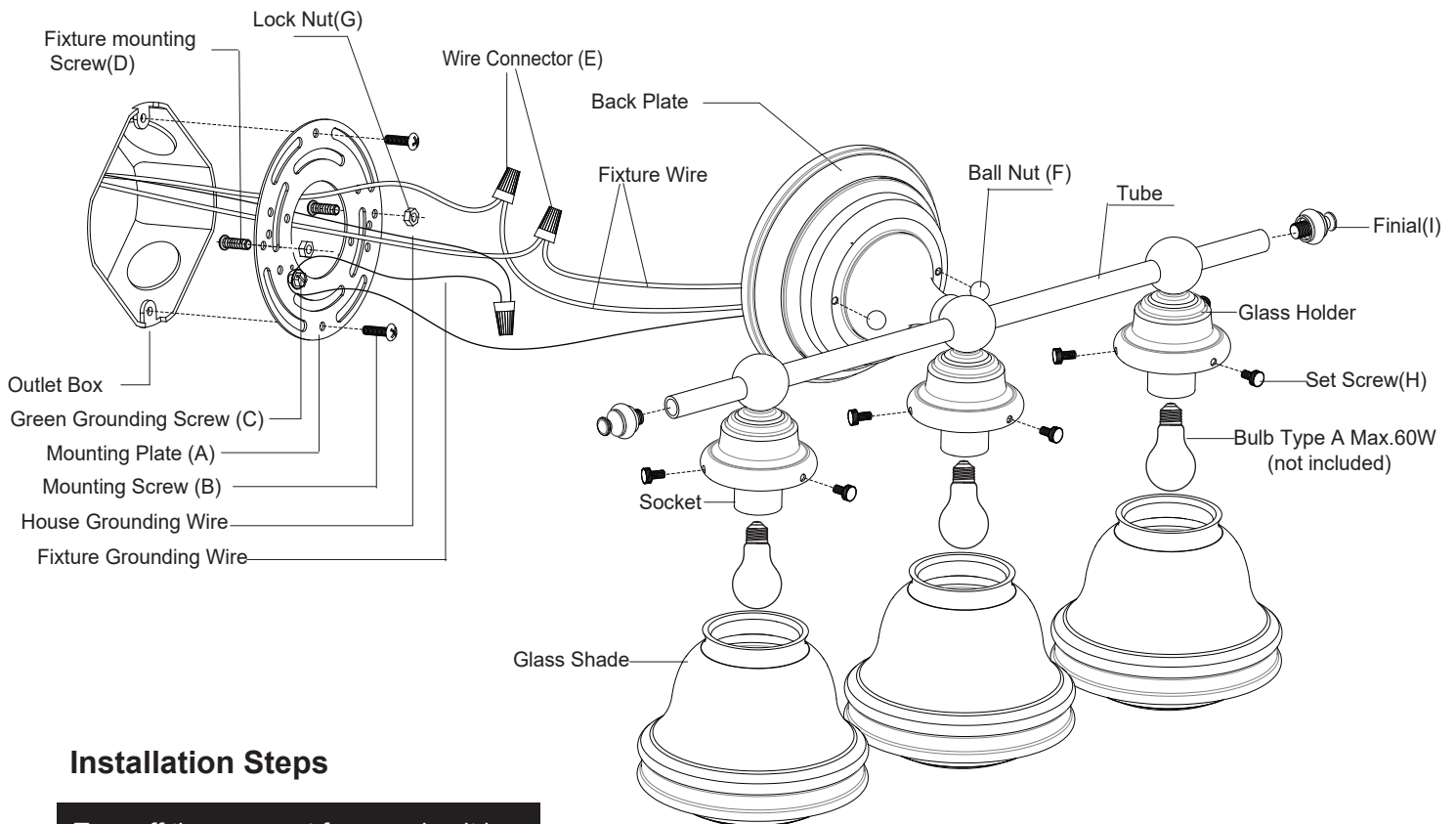
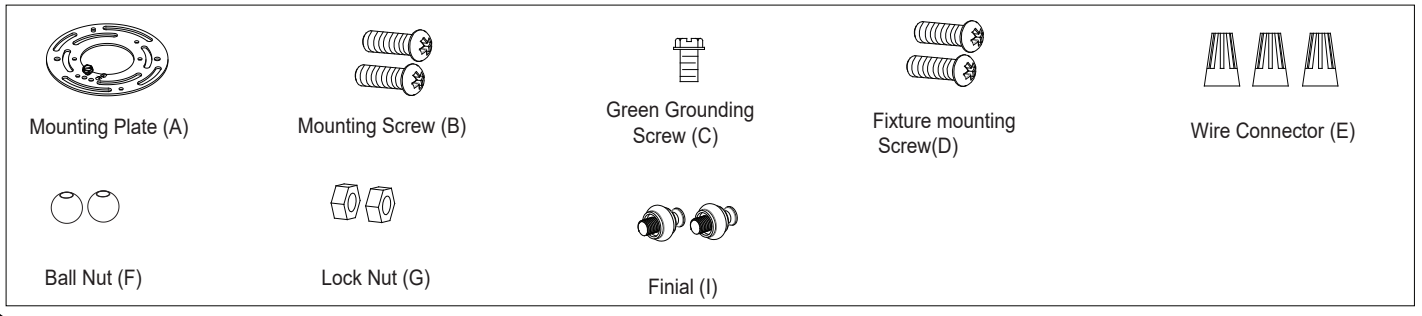
# ASSEMBLY AND INSTALLATION INSTRUCTIONS

W0170 / W0171 / W0190 / W0307

**WARNING:** TO AVOID RISK OF ELECTRICAL SHOCK, BE SURE TO SHUT OFF POWER WHILE INSTALLING OR SERVICING THIS FIXTURE.

**NOTES:** 1. Before installing, consult local electrical codes for wiring and grounding requirements.  
2. READ AND SAVE THESE INSTRUCTIONS.

## Hardware Package (included):



## Installation Steps

Turn off the power at fuse or circuit box.

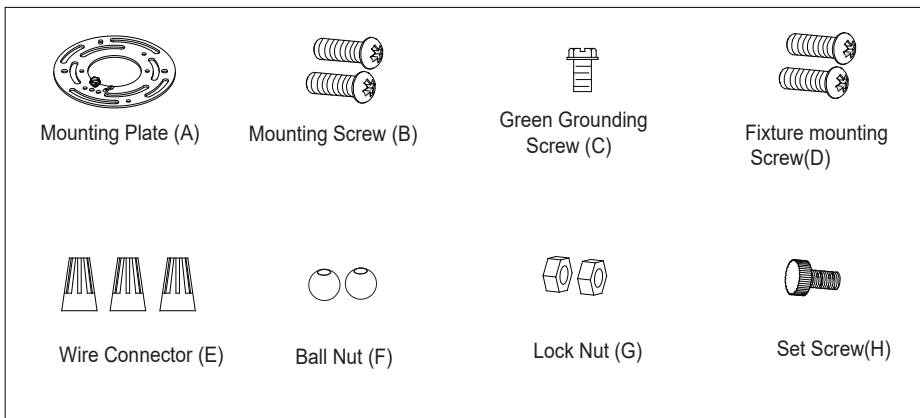
1. Unscrew two ball nuts, and then remove the mounting plate from the back plate.
2. Attach the mounting plate to the outlet box by using two mounting screws.
3. Pull out the source wires from the outlet box. Make wire connections using wire connectors as follow:
  - Connect the hot wire (usually black insulation) from the fixture to the black wire from the power source.
  - Connect the neutral wire (usually white insulation) from the fixture to the white wire from the power source.
  - Attach the fixture grounding wire (usually green insulation or bare wire) to the mounting plate with the green grounding screw, and then connect it to the house grounding wire with the wire connector.Carefully put the wires back into the outlet box.

4. Attach the back plate to the mounting plate by inserting two fixture mounting screws, and then secure it with two ball nuts.
5. Install 3x60W Max. medium base bulbs (not included). Check relamping label at socket area or packaging for maximum allowed wattage.
6. Loosen three set screws and then attach the glass shade to the glass holder, finally secure it with three set screws. Repeat for the other glass shades. (Don't over tighten.)
7. Screw two finials to two sides of tube tightly.

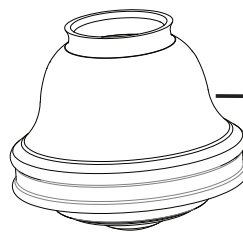
**Turn on the power at fuse or circuit box.**

**The following parts are available for re-order if damaged or missing.**

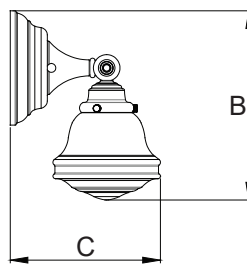
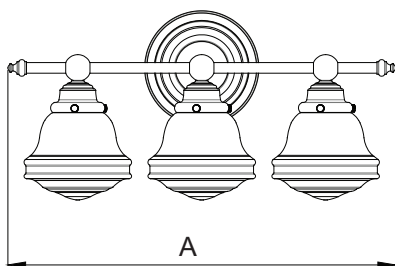
**Spare Parts List:**



→ Assembly Kit  
 5235MM (1 SET) for W0170/W0190  
 5236MM (1 SET) for W0171/W0307



→ Glass Shade  
 9680MI(3PCS) for W0170/W0171  
 9681CS(3PCS) for W0190/W0307



A: 24"  
 B: 10"  
 C: 7"